

## Sink Quadra

Kitchen Sinks

Code: 1220 050



### DETAILS

|                        |   |
|------------------------|---|
| Edge/Installation Type | Flush-mount   Top-mount   |
| Finish                 | Foster brushed  |
| Material               | AISI 304 stainless steel  |
| Texture                | Brushed in line   |
| Base                   | 80 cm   |
| Dimensions             | 1000x440 mm   |
| Standard fittings      | Fixing hooks, gasket, drain, overflow and siphon, boxed packing |
| Mixer holes            | No standard holes   |
| Built-in hole          | View technical data sheet                                       |

|         |     |
|---------|-----|
| Drainer | Yes |
|---------|-----|

|       |        |
|-------|--------|
| Width | 100 cm |
|-------|--------|

|                |           |
|----------------|-----------|
| Bowl dimension | 675x400mm |
|----------------|-----------|

|                 |        |
|-----------------|--------|
| Number of bowls | 1 bowl |
|-----------------|--------|

|               |            |
|---------------|------------|
| Waste fitting | 3,5" drain |
|---------------|------------|

## FEATURES

|                           |  |
|---------------------------|--|
| Basket 3,5" waste fitting | The drain is equipped with a large 3.5" drain, with the practical basket cap that prevents the discharge of solid parts. |
|---------------------------|--|

|            |  |
|------------|--|
| Deep bowls | This bowls reach an important depth, over 20 cm, thanks to the advanced production technology, that can be offer great capieny and practicity in all the washing operations. |
|------------|--|

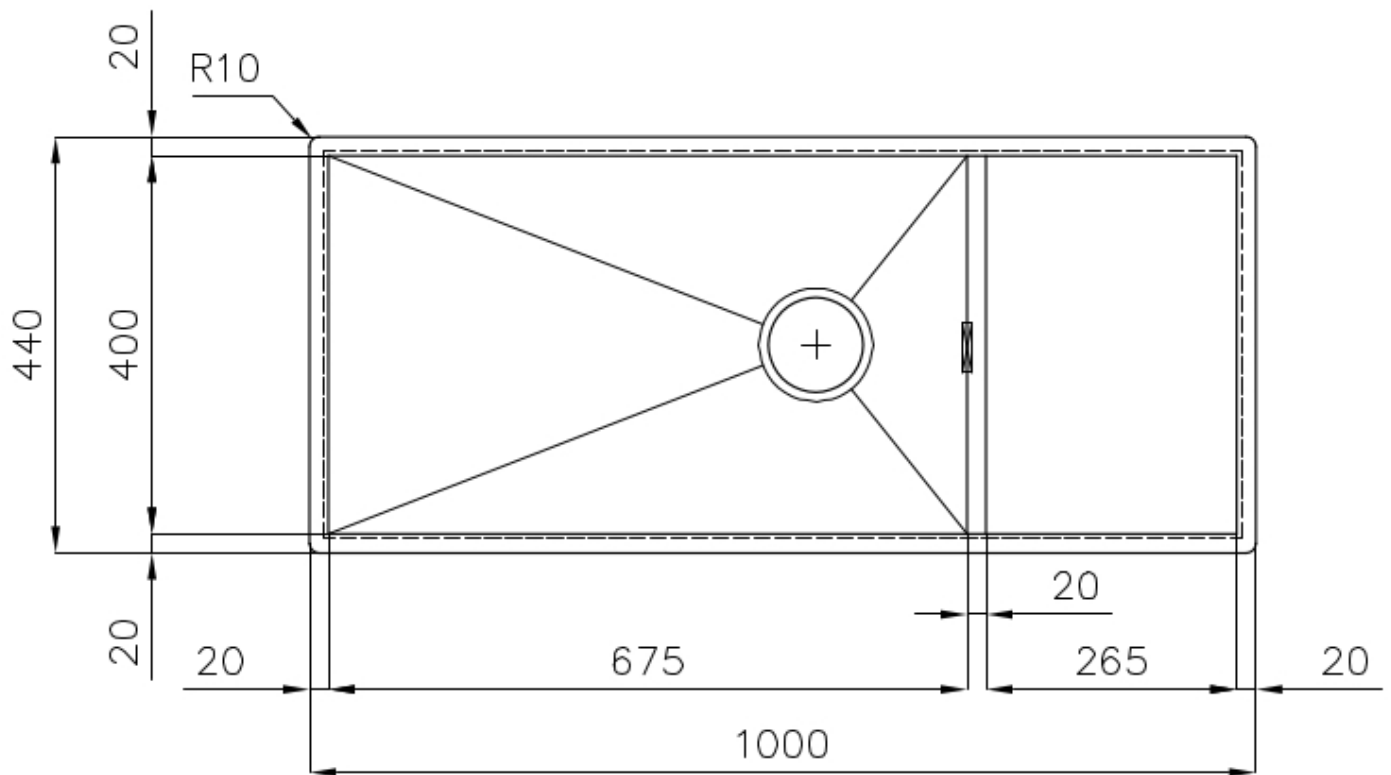
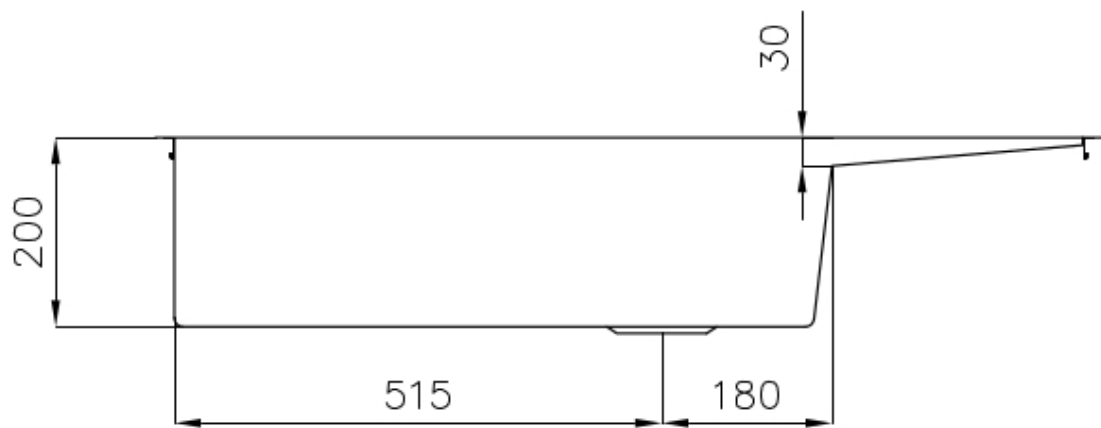
|                      |  |
|----------------------|--|
| Diamond-shape bottom | The draining of water is an important feature in a sink, and it's always taken good care of in Foster products. In the bent-welded sinks, which would have a flat bottom, the proper draining is guaranteed by the elegant beveling, which helps the water flow. |
|----------------------|--|

|                |   |
|----------------|---|
| High thickness | 1mm thick steel. A significant thickness, which guarantees the maximum sturdiness and durability. |
|----------------|---|

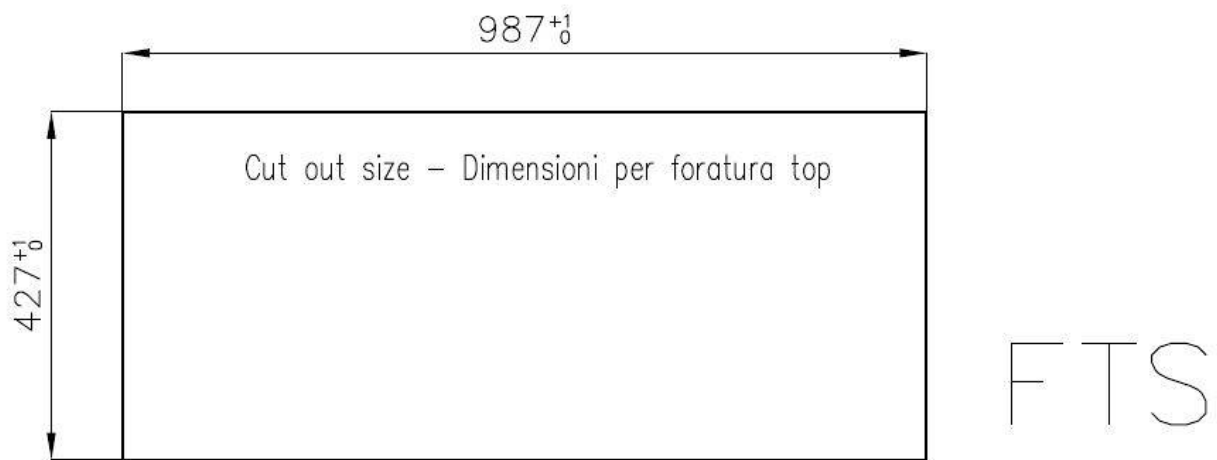
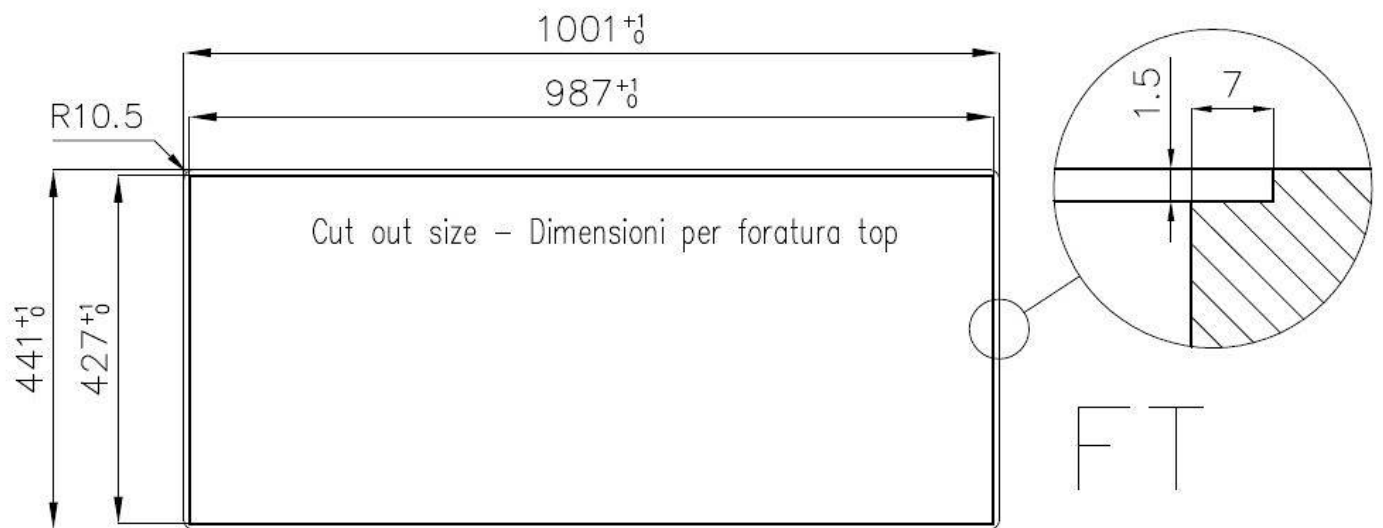
|                     |   |
|---------------------|---|
| Perimetral overflow | The overflow is always a security on the Foster sinks that prevents the overflow of water in case of oversights. The perimeter drain solution improves aesthetics thanks to its square and essential shape. |
|---------------------|---|

|                            |   |
|----------------------------|---|
| Squared bowls - 0/9 radius | The square bowls of Foster have perfectly squared vertical edges, while those on the bottom have a small radius of 9 mm that facilitates cleaning operations. |
|----------------------------|---|

## TECHNICAL DATA



## Lavello serie Quadra cod. 1220/050



### OPTIONAL ACCESSORIES



**Cestello inox**  
8612 000



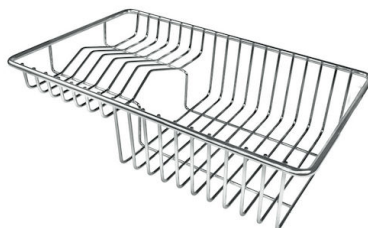
**Glass chopping board**  
8631 300



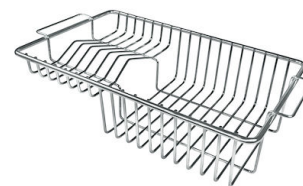
**HDPE Chopping board**  
8657 001



**HPDE Twin chopping board**  
8644 101



**Stainless steel plate rack**  
8100 303  
\* only in combination with the accessory  
8644 101



**Stainless steel plate rack**  
8100 201



**Stainless steel plate rack only  
usable in combination with the  
accessories 8644 003**  
8100 154



**White bowl**  
8153 100



**Graters kit with ring-holder and  
food collection tray**  
8159 101  
\* only in combination with the accessory  
8644 101



**Stainless steel perforated tray**  
8151 000  
\* only in combination with the accessory  
8644 101

## OPTIONAL AUTOMATIC WASTE FITTINGS



**Automatic waste fitting - PM**  
8407 113



**Space automatic waste fitting - PA**  
8407 108



**Space automatic waste fitting - PE**  
8407 109



**Space Light automatic waste fitting  
- PL**  
8407 117



**Space Milano automatic waste  
fitting**  
8407 115



**Space Push automatic waste fitting  
- PP**  
8407 116